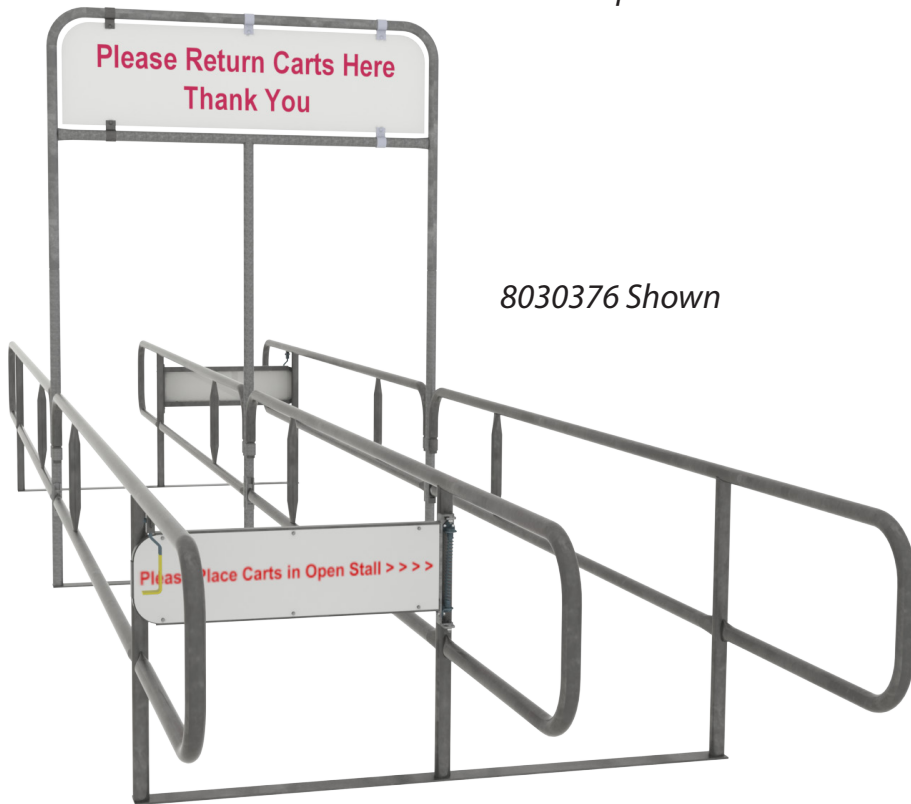


# Snap Too 721 Series Bidirectional Cart Corral

Enjoy all of the benefits of our quality cart corrals while lowering your cost. National Cart's SNAP TOO Bidirectional cart corral is specifically designed for use with electric cart retrieval systems. These units significantly reduce your labor costs while additionally reducing wear on shopping cart wheels. *Just like our other SNAP TOO cart corrals, this one has a modular design that makes replacement parts a snap while providing a hassle free assembly that takes minutes and requires no tools.*




#### FEATURES:


- Reduction in labor to retrieve carts by up to 50%
- Reduces cart blockage of customer drive aisles
- Heavy gauge flow coat galvanized mechanical steel tubing provides superior durability
- 18-gauge steel signs with durable powder coated finish and silk screen printing
- Modular design allows for easy repairs and replacement parts
- Assembles in minutes with **NO TOOLS** or hardware required
- Recessed base plate reduces tripping hazard
- Self closing gate
- Cart comes with sign shown. Size 18" x 66"

#### OPTIONS:

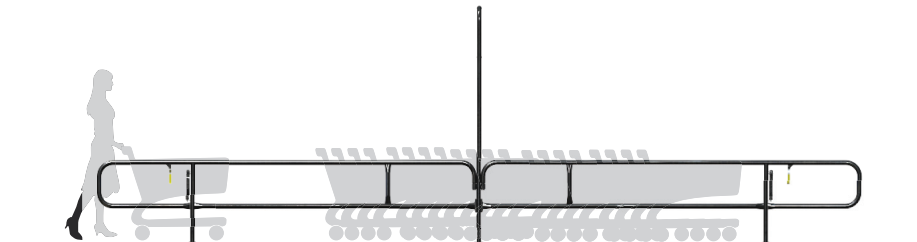
- Anchors
- Custom Signage Available




Snap Together Assembly



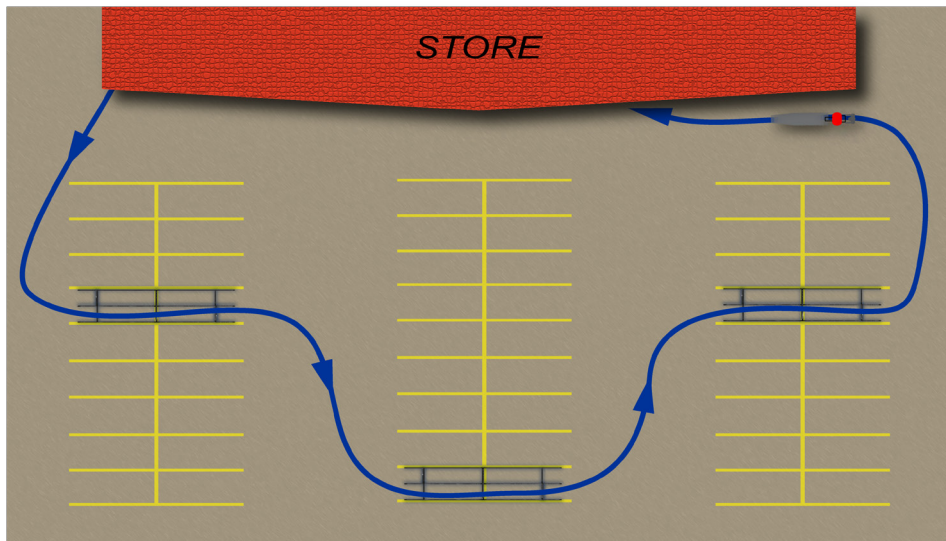
Optional Anchor





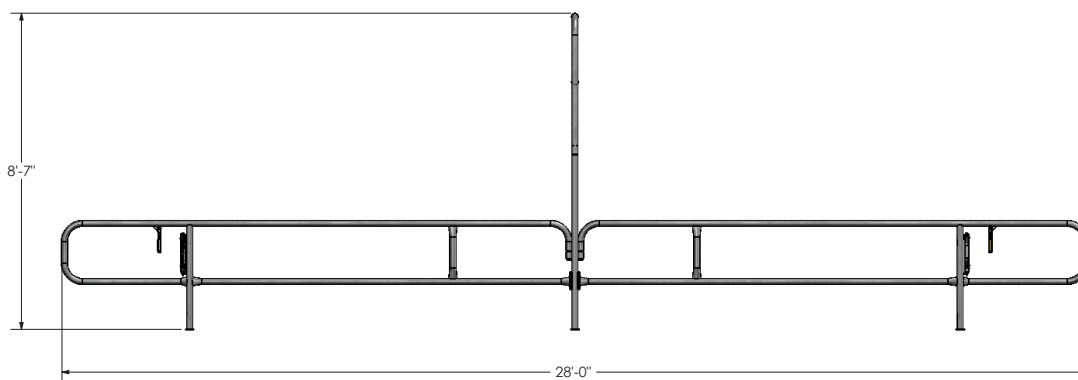
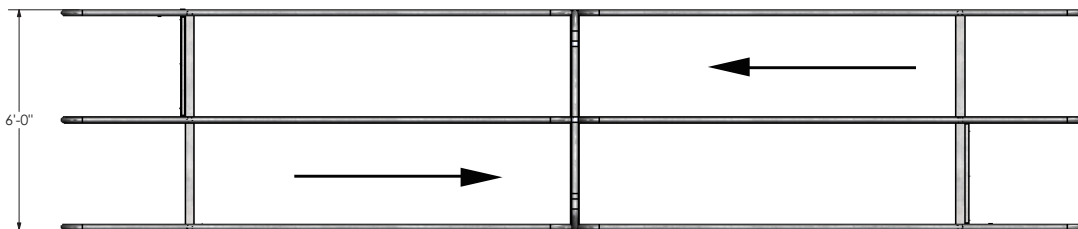
# Cart Corrals

Freight Class: 250  
 NMFC Code: 164390-S3



Place SNAP TOO Bidirectional Cart Corrals throughout your parking lot to create a cart retrieval flow that will cut labor costs, reduce lane blockage and minimize wear on shopping cart wheels

8030376 Shown



Order #	Model	W	L	H	Entry	Weight
<b>8030376</b>	CC-721-28-ST-BIDIRECTIONAL DEGPP	6'	28'	8'	Double	289 lbs.
<b>B000108</b>	5" Lag Bolt	-	-	-	-	-

Can't find exactly what you need? Give us a call and we'll help you with the perfect solution!



**NATIONAL CART CO**

**PH: 800-455-3802**

[www.nationalcart.com](http://www.nationalcart.com)

Revision Date: Mar. 2013