

Product Lug Carts

Designed for transporting, storing and handling all types of meat, poultry and produce products.

FEATURES:

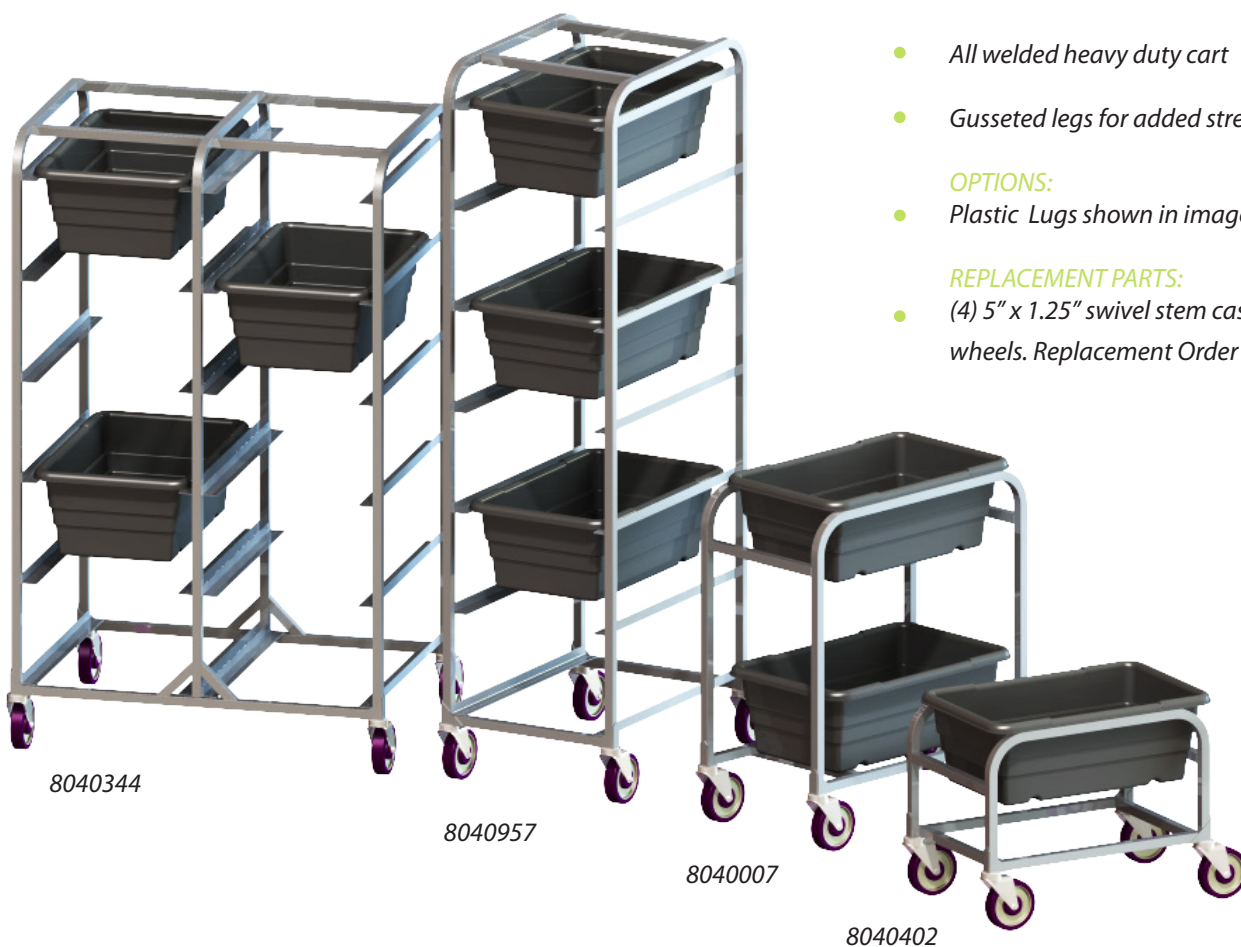
- Constructed from square aluminum tube with radius corners
- All welded heavy duty cart
- Gusseted legs for added strength

OPTIONS:

- Plastic Lugs shown in image. Order #5000031

REPLACEMENT PARTS:

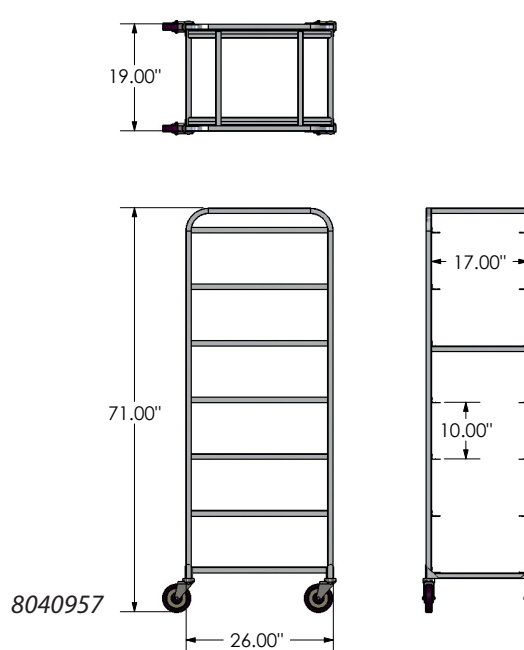
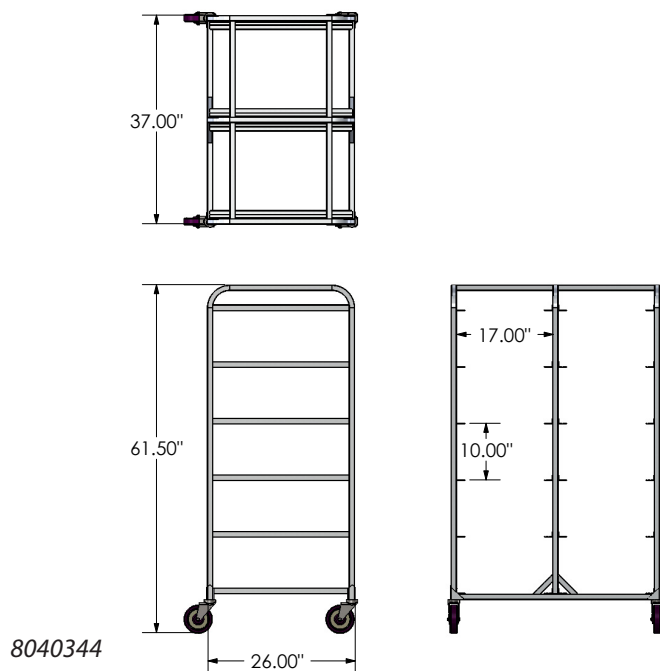
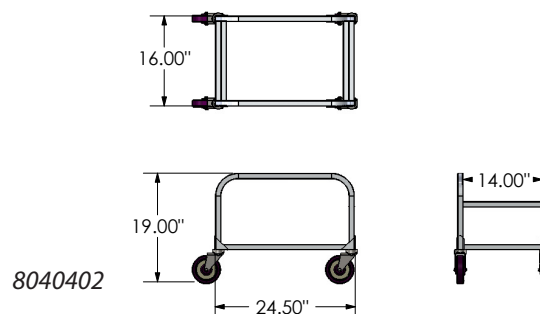
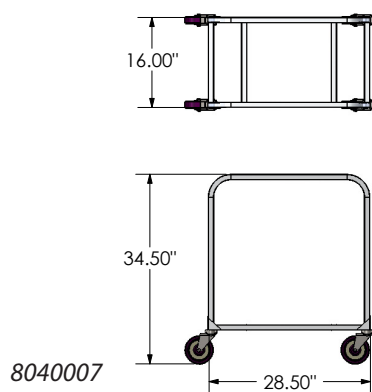
- (4) 5" x 1.25" swivel stem casters with polyurethane wheels. Replacement Order #B000025



*All shown with optional
lug (5000031)*



Freight Class: 300
NMFC Code: 164390-S2



Order #	Model	W	L	H	Capacity (Lugs)	Weight
8040402	AL-L-1-HD (1) LUG CAP, RUNNER STYLE	16"	24 1/2"	19"	1	10 lbs.
8040007	AL-L-2, 2-LUG CAP ALUM	16"	28 1/2"	34 1/2"	2	18 lbs.
8040008	AL-L-3, 3-LUG CAP ALUM RUNNER STYLE	19"	26"	41"	3	25 lbs.
8040009	AL-L-4, 4-LUG CAP ALUM RUNNER STYLE	19"	26"	51"	4	27 lbs.
8040957	AL-L-6-LE, 6-LUG CAPACITY FINAL ASY	19"	26"	71"	6	30 lbs.
8040344	AL-L-10-2, 5 SIDE/SIDE 10 LUG CART	37"	26"	61 1/2"	10	51 lbs.

Can't find exactly what you need? Give us a call and we'll help you with the perfect solution!