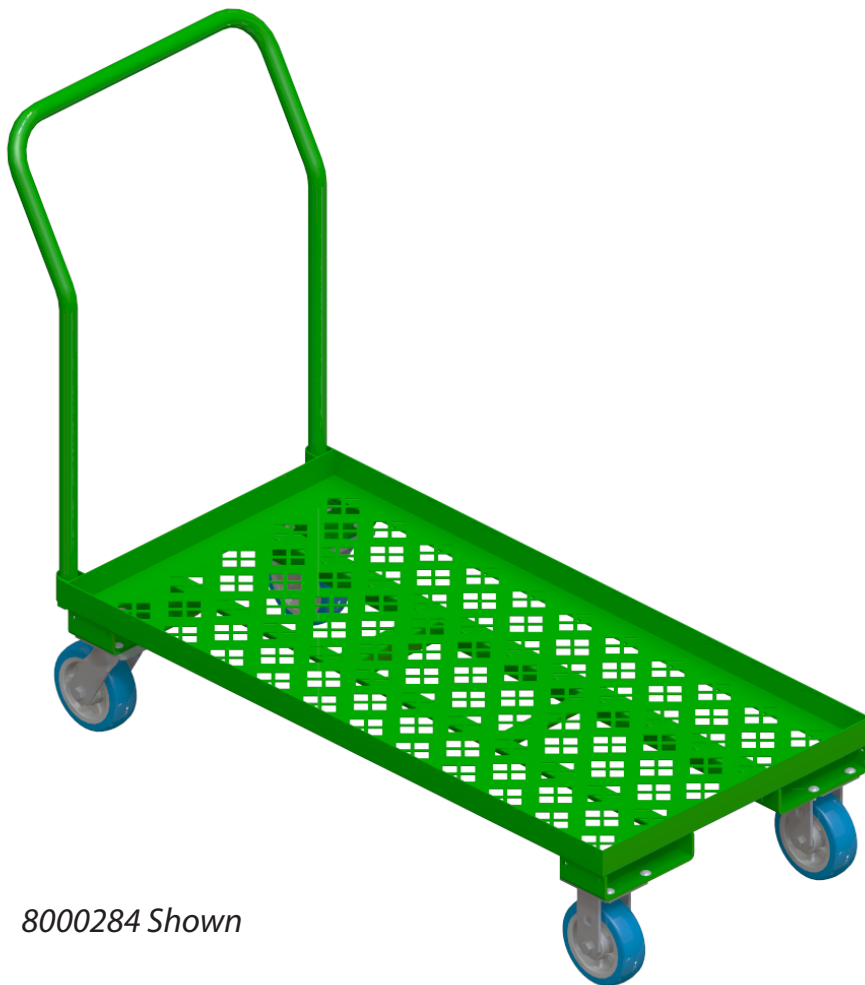


Garden Center Cart



Custom Colors
Available

This heavy duty cart is perfect for any garden center. Garden Center Carts can be used to transport shrubs, balled trees, flowers, or any pre-bagged material as well as decorative stone edging. This product features a rugged design and is intended for rugged use.




8000284 Shown


FEATURES:

- Heavy duty steel angle design withstands the heaviest of loads
- Perforated deck allows the cart to transport wet products and ensures easy cleaning
- Bolt on polyurethane wheels are standard to provide years of easy maneuverability
- Large welded handle for superior comfort and control

REPLACEMENT PARTS:


- (2) front 6" x 2" rigid wheels, replacement order #B000508
- (2) rear 6" x 2" swivel wheels, replacement order #B000507
- Fastener replacement order #B001225 (nut) and #B000503 (bolt).



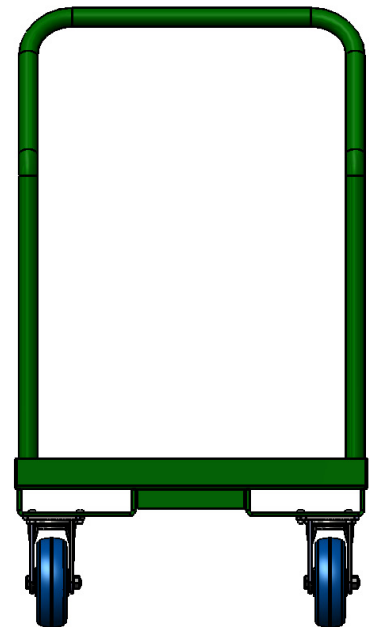
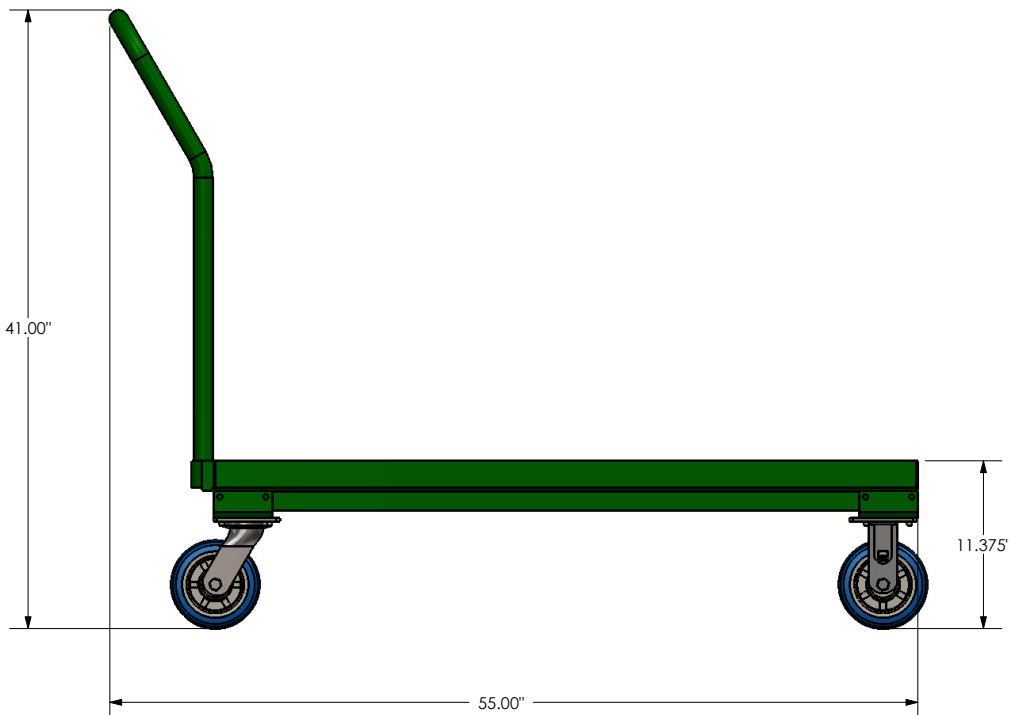


Material Handling

Freight Class: 150
NMFC Code: 188560-S4



8000284



Order #	Model	W	L	H	Capacity	Weight	Color
8000284	GDC-2448, GARDEN CART	24"	55"	41"	2000 lbs.	82 lbs.	Green
8000331	GDC-2448; GARDEN CART - RED	24"	55"	41"	2000 lbs.	82 lbs.	Red
8000170	GDC-2448; GARDEN CART	24"	55"	41"	2000 lbs.	82 lbs.	Orange

Can't find exactly what you need? Give us a call and we'll help you with the perfect solution!



NATIONAL CART CO

PH: 800-455-3802

www.nationalcart.com
Revision Date: Mar. 2013