

# Back Stock Carts



Custom Colors  
Available

*This all purpose mover is ideal for all your stocking needs. Back Stock Carts come with four heavy duty shelves to sort your products and securely transport them from back room to sales floor.*



8000059 with raised shelf lips and heavy duty casters and frame



8000297 with tall raised shelf lips



8000201 with lowered shelf lips



8000351 with raised shelf lips, heavy duty casters and frame and donut bumpers

## FEATURES:

- Constructed from heavy duty all welded steel
- Powder coated shelves are supported by 1" square tube
- Heavy duty tube frame under carriage
- Large space between shelves accommodates products of all sizes

## OPTIONS:

- Donut Bumpers (inquire with your customer service representative for ordering)
- Raised edge for added strength and security to keep products from sliding (lips up)
- Lowered edge to allow products to easily slide on and off the shelf for stocking (lips down)

## REPLACEMENT PARTS:

### 8000059 and 8000351


- (2) 6" x 2" polyurethane rigid casters. Replacement order #B000508. (2) 6" x 2" polyurethane swivel casters. Replacement order #B000507.
- Fasteners replacement order #B000183 (nut) and #B000503 (bolt).

### 8000297

- (2) 5" x 1.25" polyurethane rigid casters. Replacement order #B000325. (2) 5" x 1.25" polyurethane swivel casters with brakes. Replacement order #B000435.
- Fasteners replacement order #B001257 (nut) and #B000062 (bolt).

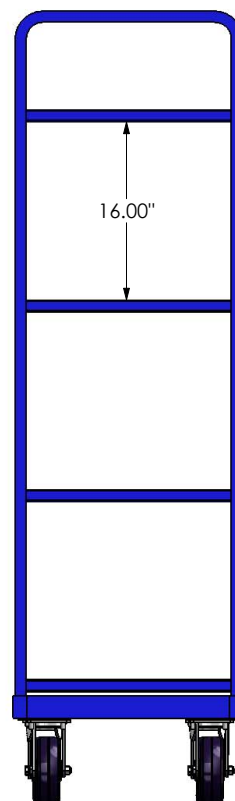
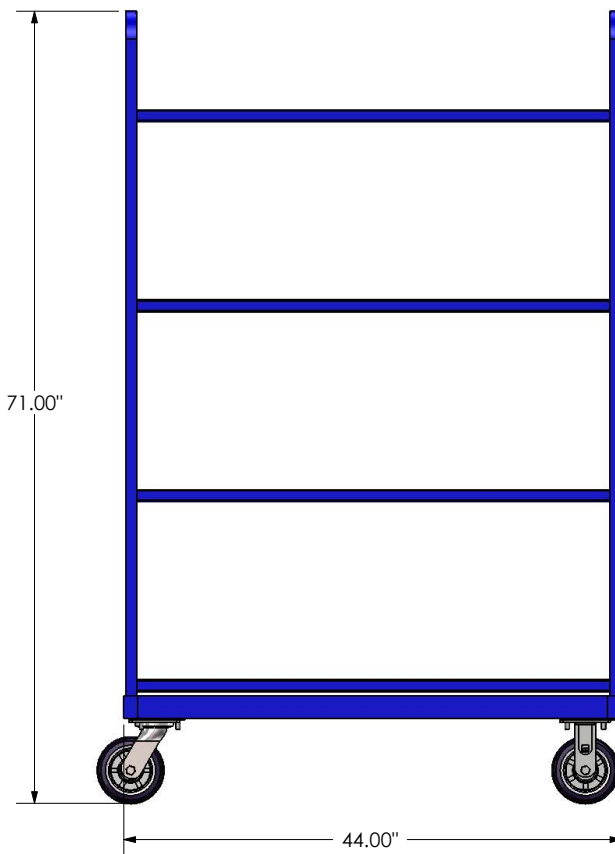
### 8000201

- (2) 5" x 1.25" polyurethane swivel casters. Replacement order #B000312. (2) 6" x 2" polyurethane swivel casters with brakes. Replacement order #B000435.
- Fasteners replacement order #B001257 (nut) and #B000543 (bolt).



Freight Class: 150  
NMFC Code: 188560-S4

8000059



Order #	Model	W	L	H	# of Shelves	Weight	Color	Edge	Bumpers	Capacity
8000201	SUC-3-LD 3 SHELF UTILITY CART	20"	46"	70"	3	98 lbs.	Beige	Lowered	No	1000 lbs.
8000059	SUC-4, 4-SHELF UTILITY CART	21"	44"	71"	4	125 lbs.	Blue	Raised	No	1500 lbs.
8000351	SUC-4-58, 4 SHELF CART, 58 WIDE	20 3/8"	58"	71"	4	125 lbs.	Blue	Raised	Yes	1500 lbs.
8000297	SUC-4-TF-GRN, TALL SHELF FLANGE	18"	50"	64 3/4"	4	138 lbs.	Green	Raised	No	1000 lbs.

Can't find exactly what you need? Give us a call and we'll help you with the perfect solution!