

# Aluminum Sani Carts

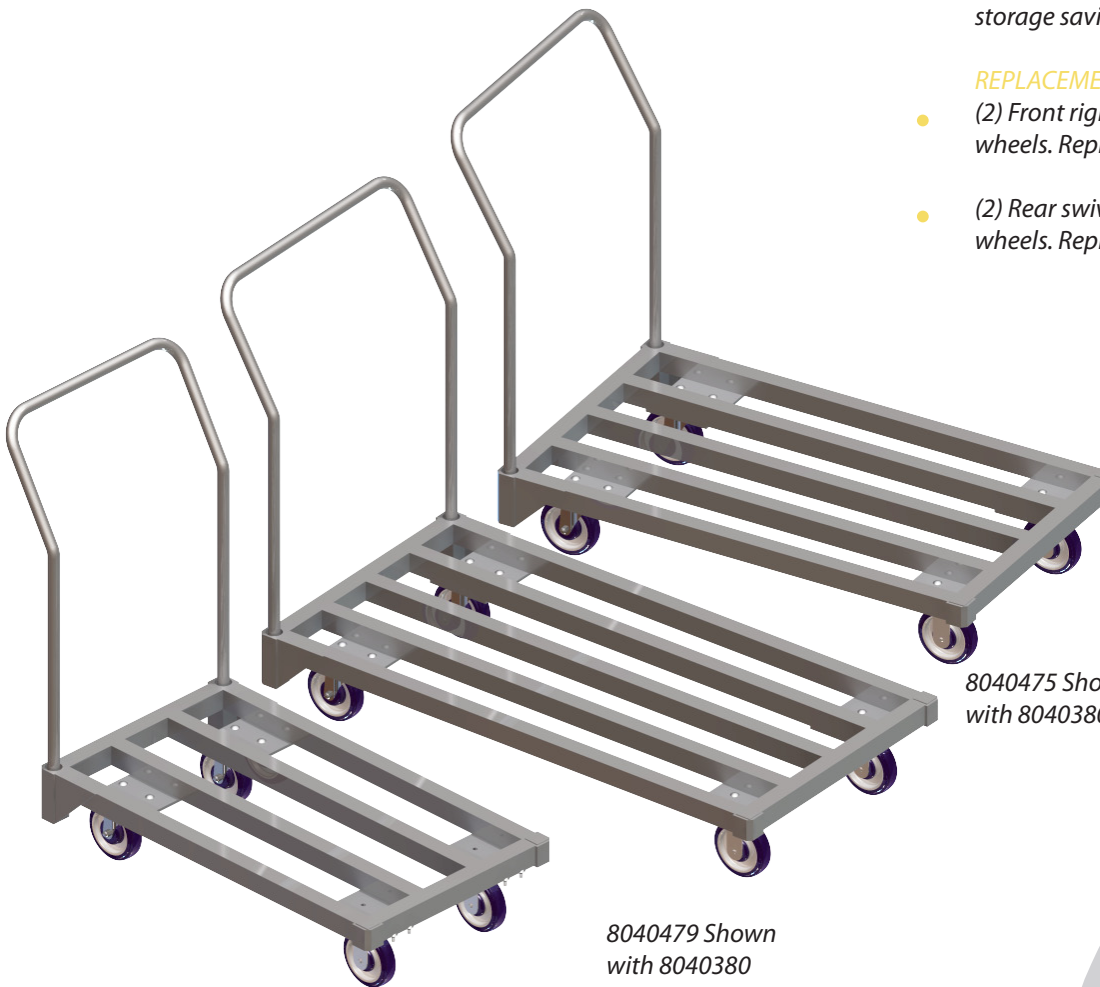
*This versatile sanitary aluminum cart can be used in all departments to transport or store dry goods and perishables.*

#### FEATURES:

- Constructed from all welded aluminum rectangular tubing
- Optional handle is removable for freight and storage savings (handles sold separately)

#### REPLACEMENT PARTS:

- (2) Front rigid 5" x 1.25" polyurethane wheels. Replacement Order #B000325
- (2) Rear swivel 5" x 1.25" polyurethane wheels. Replacement Order #B000312



8040475 Shown  
with 8040380

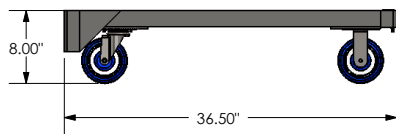
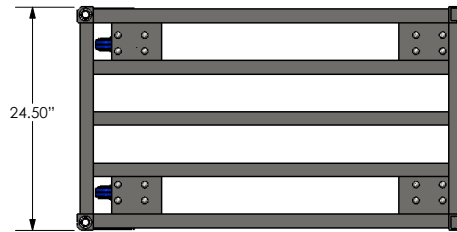
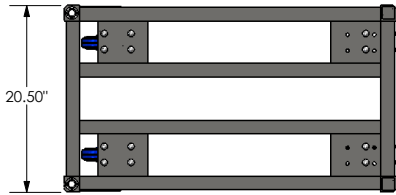
8040479 Shown  
with 8040380

8040472 Shown  
with 8040473

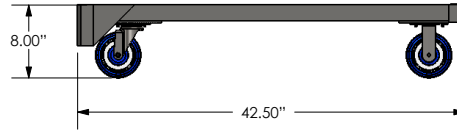




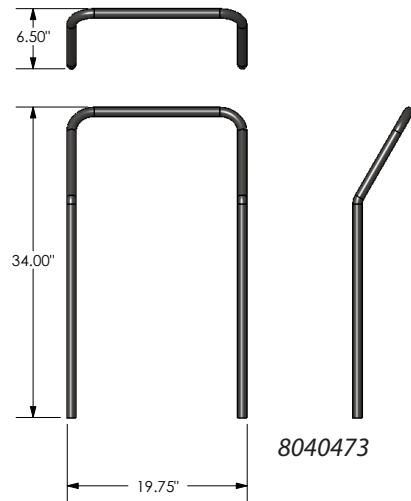
Freight Class: 300  
 NMFC Code: 164390-S2



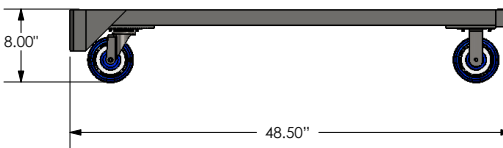
8040472



8040475



8040473



8040479

Order #	Model	W	L	H	Weight	Cart Capacity
<b>8040472</b>	AL-SAS-D-2036 SPEED CART DOLLY	20 1/2"	36 1/2"	8"	18 lbs.	750 lbs.
<b>8040474</b>	AL-SAS-D-2436 SPEED CART DOLLY	24 1/2"	36 1/2"	8"	20 lbs.	750 lbs.
<b>8040475</b>	AL-SAS-D-2442 SPEED CART DOLLY	24 1/2"	42 1/2"	8"	22 lbs.	750 lbs.
<b>8040379</b>	AL-SAS-D-2448 SPEED CART DOLLY	24 1/2"	48 1/2"	8"	24 lbs.	750 lbs.
<b>8040473</b>	AL-SAS-H-20 SPEED CART DOLLY HANDLE	19 3/4"	6 1/2"	34"	5 lbs.	-
<b>8040380</b>	AL-SAS-H-24 SPEED CART DOLLY HANDLE	23 3/4"	6 1/2"	34"	5 lbs.	-

Can't find exactly what you need? Give us a call and we'll help you with the perfect solution!