

Sidewalk Cart Corral

Our new sidewalk cart corral is the perfect size to fit on the sidewalk of any store when limited space is available. This smaller corral will accommodate a single or double row of shopping carts and keep carts from being scattered across a parking lot. Prevent damage to your customers vehicles and organize your shopping cart retrieval process with National Cart's cart corrals.


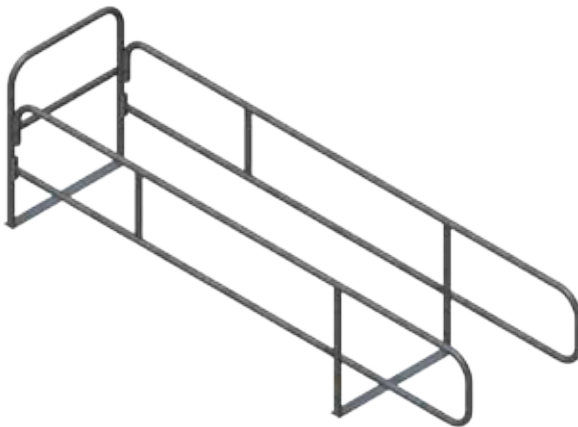


FEATURES:

- Keeps carts secure while reducing shopping cart claims
- Recessed base plate
- Ships knocked down for freight savings
- Heavy gauge flow coat galvanized mechanical steel tubing provides superior durability
- Interior corrosion resistant coating
- Hot dipped, galvanized bar base plates
- Easily assembled and can be anchored for maximum stability

OPTIONS:

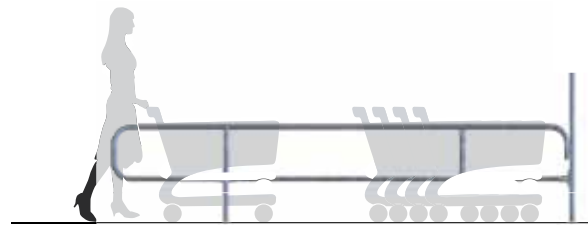
- Single Entry or Double Entry
- Anchors
- Powder coat finish available (Inquire with your customer service representative)



Single Entry Assembly



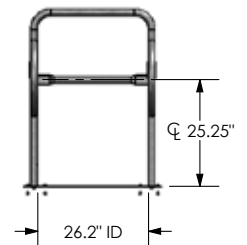
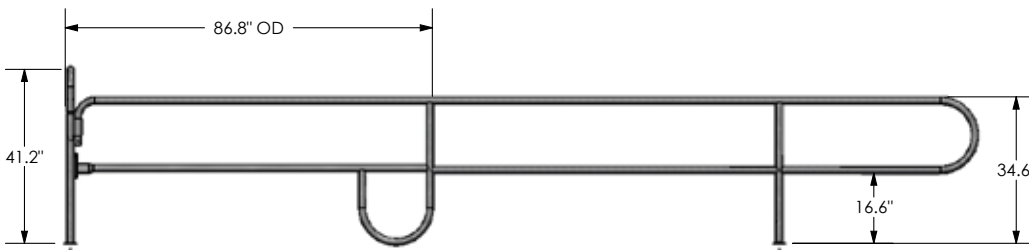
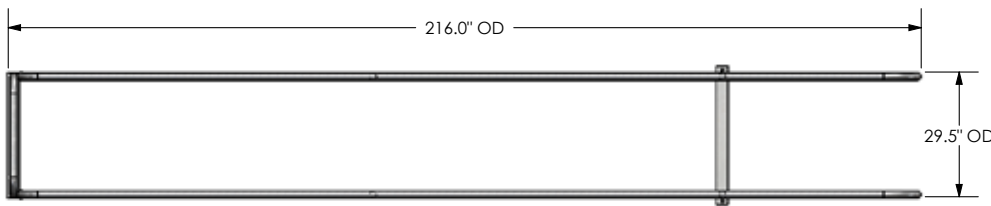
Optional Anchor





Cart Corrals

Freight Class: 250
 NMFC Code: 164390-S3



Cart Corral Order #	Model	W	L	H	Entry	Weight
8030405	CC-30-18-ST-SIDEWALK	2' 5"	18'	3'5"	Single	146 lbs.
8030465	CC-60-18-ST-SECLGP-SIDEWALK	5'	18'	3'5"	Single	226 lbs.



NATIONAL CART CO

Can't find exactly what you need? Give us a call and we'll help you with the perfect solution!

PH: 800-455-3802

www.nationalcart.com

Revision Date: Sept. 2014