

Ladder Cart



This heavy-duty ladder cart is the ideal cart for stocking and picking. The ladder cart combines easy access to products while maintaining a stocking cart work environment.

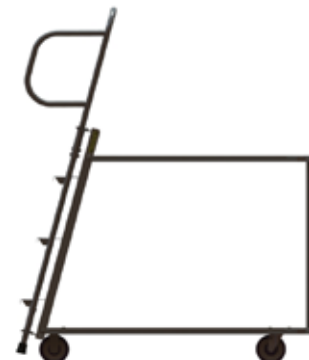



FEATURES:

- Heavy-duty steel construction
- Cart features a three step, spring-loaded ladder that locks firmly into place for loading and climbing
- The welded and bolted extra-wide steps equipped with non-slip safety tape, ensure user safety
- Large two-handed handles provide balance when climbing
- Fixed casters under ladder, swivel casters in front
- Rounded edges to prevent damage to store fixtures
- Ladder Capacity: 300 lbs. Shelf Capacity: 500 lbs. per shelf.

REPLACEMENT PARTS:

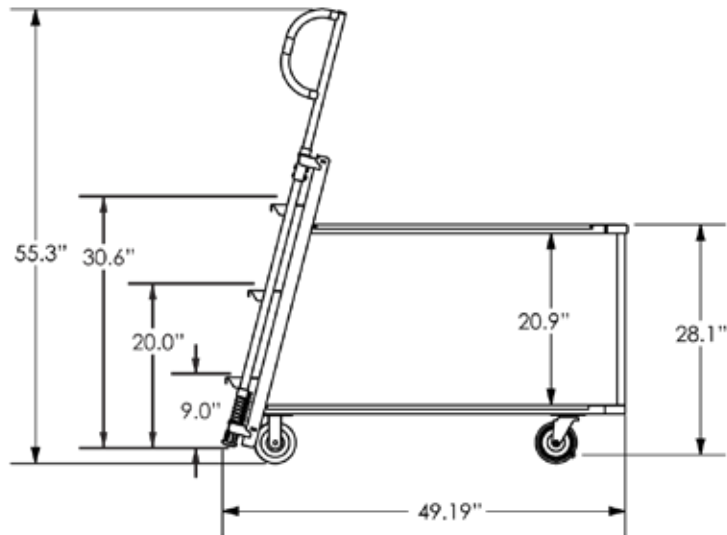
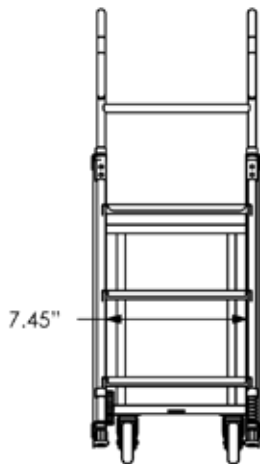
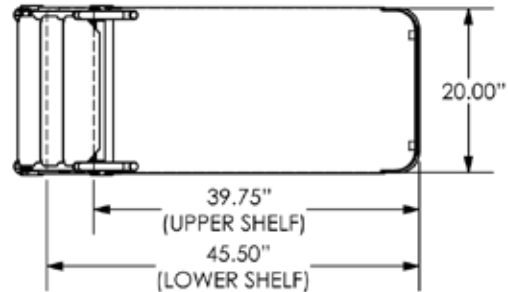
- (2) 5" x 1.25" polyurethane rigid casters, replacement order #B000325
- (2) 5" x 1.25" polyurethane swivel casters, replacement order #B000312





Material Handling

Freight Class: 100
 NMFC Code: 188560-S6



Order #	Model	W	L	H	Cart Capacity	Weight
8000546	MLC-2048 MOBILE LADDER CART	20"	49.19"	55.3"	500 lbs.	97 lbs.

Can't find exactly what you need? Give us a call and we'll help you with the perfect solution!