


Can Racks

Can racks are the ideal way to organize over crowded shelves. They insure first in, first out stock rotation while allowing easy access to commonly used products.



8040677



8040711

FEATURES:

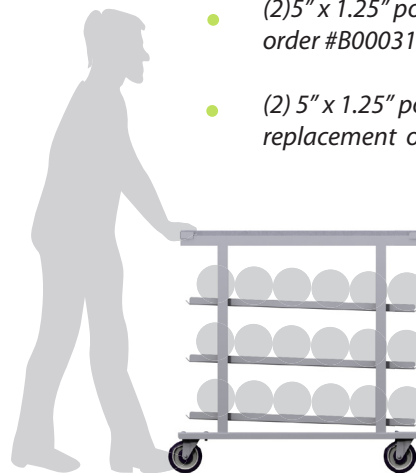
- Units come in half size (54 can) and full size (162 can) models
- All models can be equipped with (4) 5" swivel casters (2 locking)
- Half size unit available with an optional poly or stainless work top
- Gravity feed system allows easy access to cans on all levels
- Constructed from heavy wall aluminum tube and heavy duty aluminum runners
- Both racks accept #10 cans


OPTIONS:

- Poly top on half size model (Contact your customer sales representative)
- Stainless steel top on half size model (Contact your customer sales representative)
- Mobile unit and stationary unit

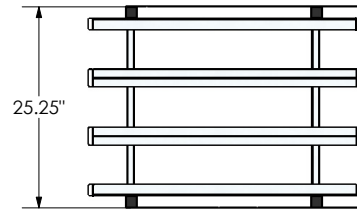
REPLACEMENT PARTS:

- (2)5" x 1.25" polyurethane wheels replacement order #B000312.
- (2) 5" x 1.25" polyurethane wheels with brake replacement order #B000435.






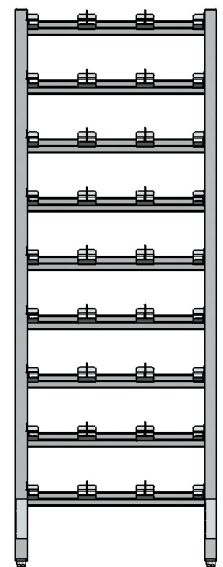
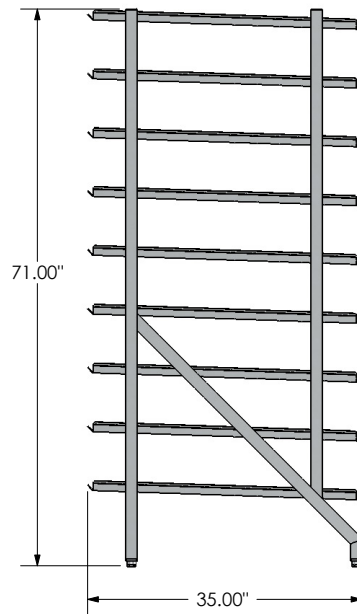
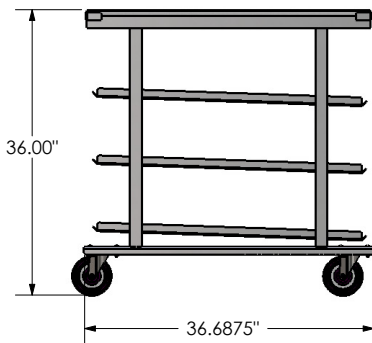
Freight Class: 300
 NMFC Code: 164390-S2



8040677



8040711



Mobile Rack

Order #	Model	W	L	H	Capacity	Weight
8040710	AL-MCR-54-SST-FS	25 1/4"	36 11/16"	36"	54	68 lbs.
8040711	AL-MCR-54-PT-FS	25 1/4"	36 11/16"	36"	54	69 lbs.
8040687	AL-MCR-54-FS	25 1/4"	36 11/16"	36"	54	44 lbs.
8040709	AL-MCR-162-FS CAN RACK	25 1/4"	39 1/2"	77"	162	91 lbs.

Stationary Rack

Order #	Model	W	L	H	Capacity	Weight
8040677	AL-CR-162-FS CAN RACK (stationary)	25 1/4"	35"	71"	162	75 lbs.

Can't find exactly what you need? Give us a call and we'll help you with the perfect solution!