

602 Series Cart Corral


Cart Corrals ensure the safety and simplicity of gathering your carts while decreasing damage to customers' vehicles from stray carts. Strategically place our corrals throughout your parking lot to reduce the labor costs of cart retrieval and enhance the shopping experience of your customers.

FEATURES:

- Heavy gauge flow coat galvanized mechanical steel tubing provides superior durability
- Interior corrosion resistant coating
- Hot dipped, galvanized bar base plates
- 18-gauge galvanized steel signs with durable powder coated finish and silk screen printing
- Easily assembled and can be anchored for maximum stability

OPTIONS:


- Side rail Length: 10 ft., 14 ft.
- Single Entry or Double Entry
- Anchors
- Powder coat finish available (Inquire with your customer service representative)
- Standard Sign: #3030059
Size 24" x 48" Text Style: 0597B
- Upgraded sign with disclaimer #3030067
Size 24" x 48" Text Style: 1424
- Custom Signage Available




8030154 Shown



Optional Anchor



Single Entry Assembly




Double Entry Assembly

3030059
standard sign



3030067
upgraded sign


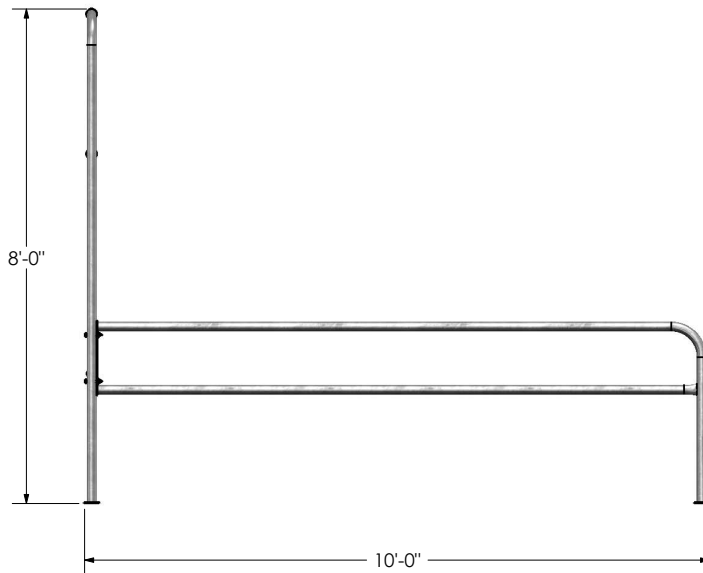
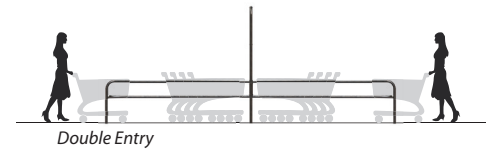
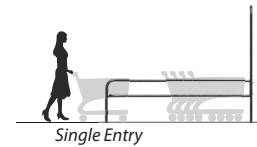





Cart Corrals

Freight Class: 250
 NMFC Code: 164390-S3

8030154 Shown



| Cart Corral Order # | Model | W | L | H | Entry | Weight |
|---------------------|--------------------------|----|-----|----|--------|----------|
| 8030154 | CC-602-10 5Wx10Lx8H SEGP | 5' | 10' | 8' | Single | 188 lbs. |
| 8030155 | CC-602-14 5Wx14Lx8H SEGP | 5' | 14' | 8' | Single | 234 lbs. |
| 8030157 | CC-602-20 5Wx20Lx8H DEGP | 5' | 20' | 8' | Double | 298 lbs. |
| 8030158 | CC-602-28 5Wx28Lx8H DEGP | 5' | 28' | 8' | Double | 368 lbs. |
| B000108 | 5" Lag Bolt | - | - | - | - | - |

One sign per cart corral is included. Please indicate the sign order number when placing your order. To customize your sign, please contact your customer service representative. Other sign features are available on our sign page!

| Sign Order # | Model | H | W |
|----------------|----------------------------------|-----|-----|
| 3030067 | CCS-2448-1424 SIGN RED/WHT | 24" | 48" |
| 3030059 | CCS-2448-0597B, WHT BKG/RED PRNT | 24" | 48" |

Can't find exactly what you need? Give us a call and we'll help you with the perfect solution!



NATIONAL CART CO

PH: 800-455-3802

www.nationalcart.com

Revision Date: Mar. 2013